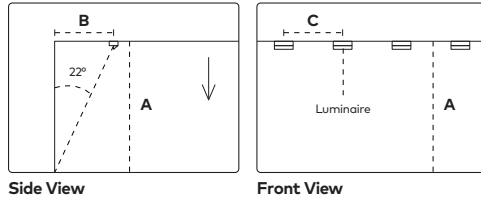


Spacing Recommendation

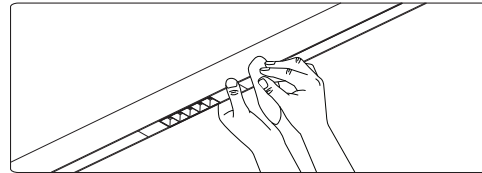


FX W02 Wallwasher		
A	B	C
2750	900	900
3000	1000	1000
3500	1150	1150
FX W03 Wallwasher		
3000	1050	1050
3500	1200	1200
4000	1350	1350
4500	1500	1500

All measurements are in millimetres.

Cleaning

Warning: Before cleaning, turn power off and allow luminaires to cool.



Corrosion Protection

It is important to note that care must be taken during installation or maintenance to ensure that the surface of the luminaire is not damaged. Any damage, which is exposed to moisture will result in corrosion occurring.

Please also note that any chemical applications on the luminaire or chemical contact via installation will cause corrosion of the surface of the luminaire and will void the warranty.

Ambient Conditions

Recommended to install in an ambient temperature <35°C.



Disposal

Ensure correct disposal of this product (waste electrical and electronic equipment)



FX Wallwasher

48V TRACK SERIES

Base Codes	W02 (212mm) WW020011	W03 (328mm) WW030021	Power 11 21 Watts
Class III 48V DC	IP Rating 20	Material Aluminium	Install Person/s 1x



CAUTION – This product must be installed by a qualified installer
Please read instruction manual carefully before installing luminaire

Surge Protection
For comprehensive protection of a luminaire against electrical surges, surge protection shall be installed on the mains supply where required to protect luminaires and drivers from transient voltage damage.

For warranty information visit unios.com/warranty

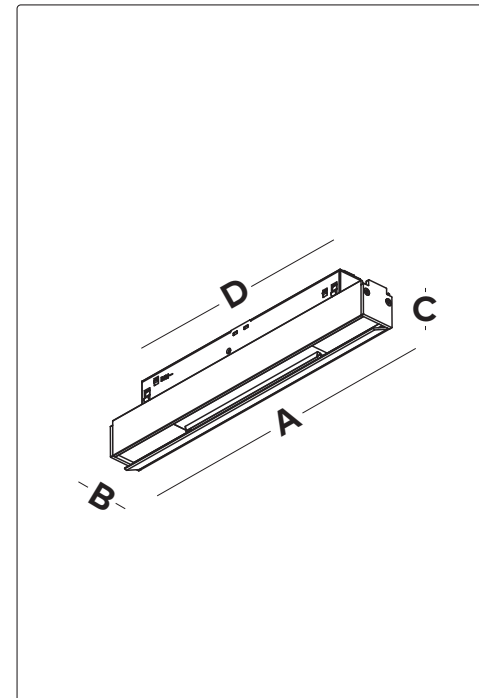
Please read these installation instructions carefully before installing this product. This product must be installed and maintained by a suitably qualified person/s in compliance with the latest applicable regulations and relevant legislation.

Unios does not warrant any claim based on defects or damage caused by misuse, improper installation, improper operation and/or modifications carried out by the purchaser or third parties. This product shall not be used as a 'working light' during construction. This will result in the warranty of the product to be void. For warranty duration, please refer to the data sheet.

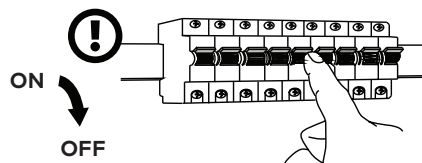
Sizing Variations

Product Code	A	B	C	D
WW020011	212	22	30	166
WW030021	328	22	30	166

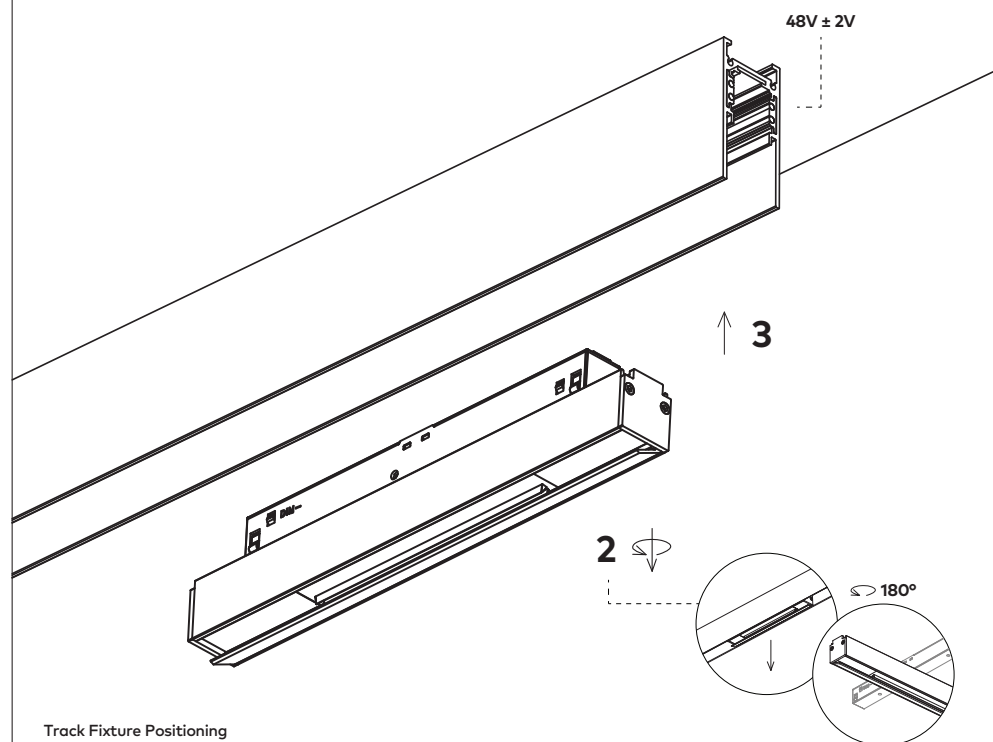
All measurements are in millimetres.



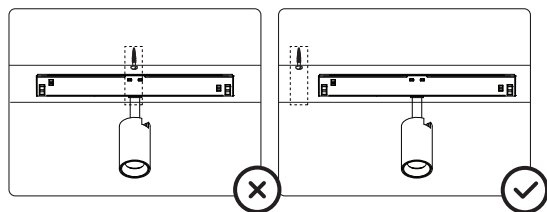
1



This product is only suitable with Unios FX 48V Track.
See unios.com/fxtrack for codes and instructions.

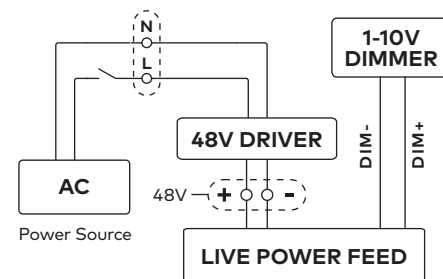


Track Fixture Positioning



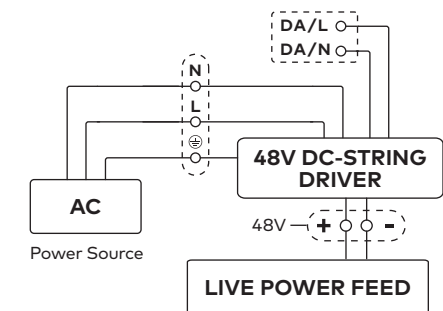
Track Connection

1-10V Standard



DALI (DC-String)

Note: No switch or relay required on DALI applications.



Dimming

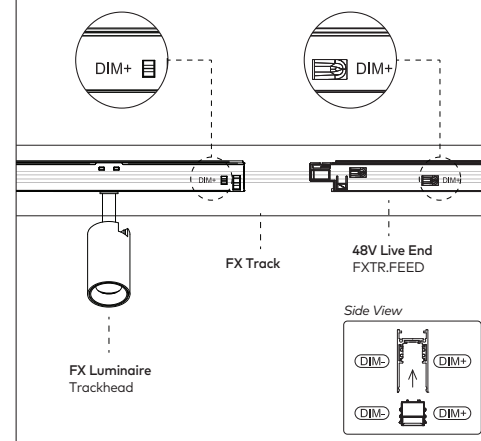
Standard FX 48V Track luminaires are standard 1-10V dimmable. For DALI, FX 48V DALI Track luminaires are only compatible with Tridonic 48V DC String power supplies.

For full list of compatible drivers, see unios.com

For instructions on setting up Casambi, please visit unios.com/casambi.

! IMPORTANT – Polarity

DIM+ terminal on trackheads must be connected to the same copper pole as the DIM+ terminal on the Live End for dimming on 1-10V configurations.



Removal & Adjustment

Pull out luminaire to remove or reposition.
Do not slide off track.

