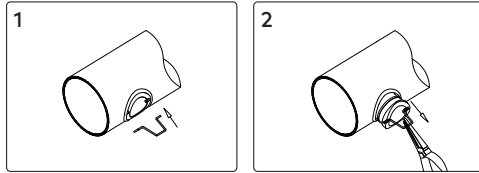


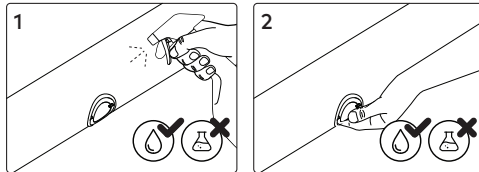
Removal of Luminaire

Note: Applicable for round models only.



Cleaning

Warning: Before cleaning, disconnect from mains supply and allow luminaire to cool.



Disposal

Ensure correct disposal of this product (waste electrical and electronic equipment).



Corrosion Protection

It is important to note that care must be taken during installation or maintenance to ensure that the surface of the luminaire is not damaged. Any damage, which is exposed to moisture will result in corrosion occurring.

Please also note that any chemical applications on the luminaire or chemical contact via installation will cause corrosion of the surface of the luminaire and will void the warranty.

Ambient Conditions

Recommended to install in an ambient temperature <35°C.



Pilot

HANDRAIL LIGHT

Base Codes	Round Symmetrical PVSRXX01/PCSRXX01	Round Asymmetrical PVARXX01/PCARXX01	Flat Symmetrical PVSF5001/PCSF5001	Flat Asymmetrical PVAF5001/PCAF5001	Power 1.5 Watts
Class III Luminaire only	IP Rating 66/67	Material 316 Stainless Steel, Aluminium	Install Person/s 1x		

CAUTION – This product must be installed by a qualified installer
Please read instruction manual carefully before installing luminaire

Surge Protection
For comprehensive protection of a luminaire against electrical surges, surge protection shall be installed on the mains supply where required to protect luminaires and drivers from transient voltage damage.

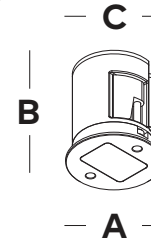
For warranty information visit unios.com/warranty

Please read these installation instructions carefully before installing this product. This product must be installed and maintained by a suitably qualified person/s in compliance with the latest applicable regulations and relevant legislation. Unios does not warrant any claim based on defects or damage caused by misuse, improper installation, improper operation and/or modifications carried out by the purchaser or third parties. This product shall not be used as a 'working light' during construction. This will result in the warranty of the product to be void. For warranty duration, please refer to the data sheet.

Round
PVSR/PCSR,
PVAR/PCAR



Flat
PVSF/PCSF,
PVAF/PCAF



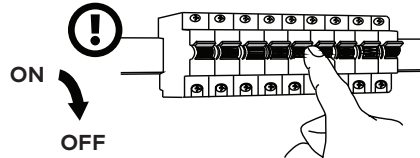
Sizing Variations

Product Code	A	B	C
PVSRXX01/ PCSRXX01	Ø 29	31	Ø 27
PVARXX01/ PCARXX01	Ø 29	27	Ø 27
PVSFXX01/ PCSFXX01	Ø 33	39.5	Ø 29
PVAFXX01/ PCAFXX01	Ø 33	39.5	Ø 29

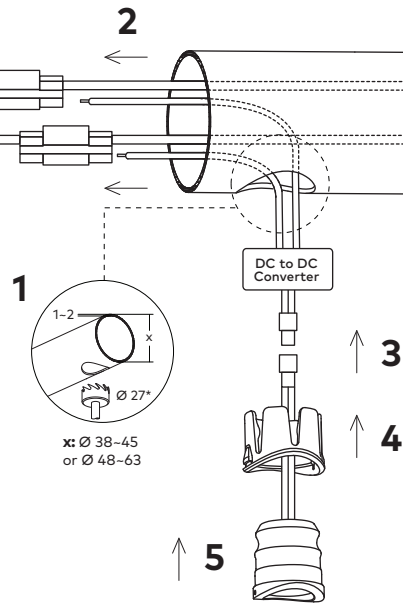
All measurements are in millimetres.

Parts

 Ø38-45mm Fixing Clip (PIL001) Round models only	OR Ø48-60mm Fixing Clip (PIL002) Round models only	 1x Allen Key Flat models only
 1x Removal Key Round models only	 2x 567 Scotchlok Constant Voltage only	OR 2x Quick Connectors Constant Current only

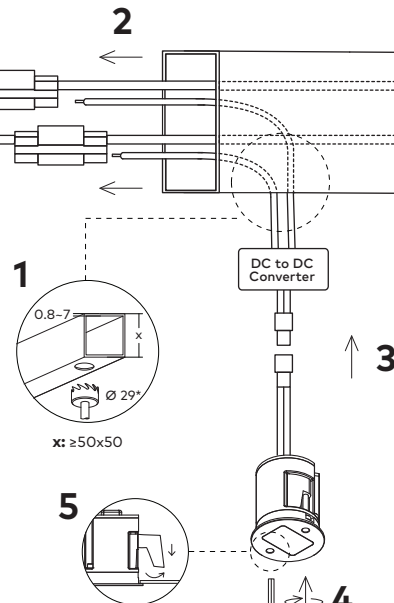


Round, Constant Voltage PVSR/PVAR



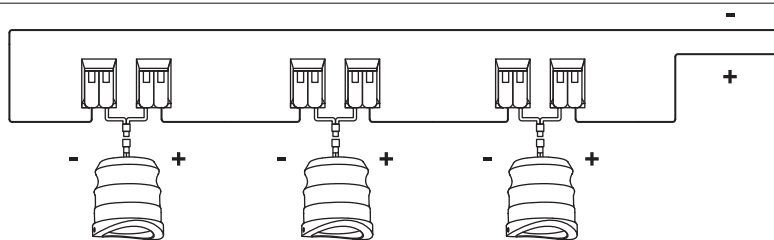
*Cutout to be created during handrail fabrication.

Flat, Constant Voltage PVSF/PVAF

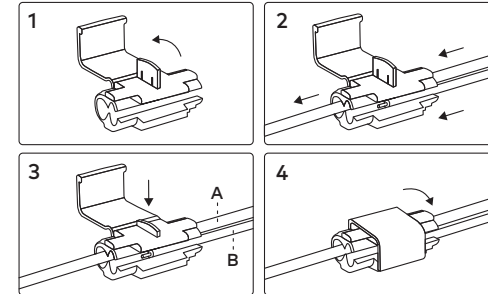
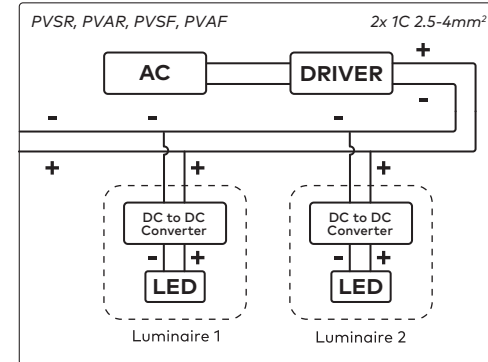


*Cutout to be created during handrail fabrication.

Constant Current Wiring example

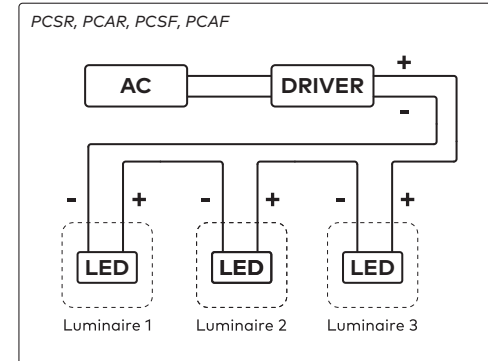


Wiring (Constant Voltage)



Scotchlok cable size - Run (A): 2.5-4mm², Tap (B): 0.75-1.5mm²

Wiring (Constant Current)



Driver Compatibility

Product Code	Input Power	Output Power	Driving Current	Forward Voltage
PVSRXX01	2.0W	1.5W	N/A	24V (12-36V)
PVARXX01				
PVSF5001				
PVAF5001				
PCSRXX01	-*	1.5W	500mA	2.8-3.2V
PCARXX01				
PCSF5001				
PCAF5001				

*Refer to driver specifications

Dimming

Constant Voltage models can not be dimmed. Constant Current models can be dimmed. For dimming capabilities, this model must be paired with dimmable driver. Please refer to driver specifications for pairing of driver to suit total voltage of the string arrangement.

For full list of compatible drivers, see unios.com